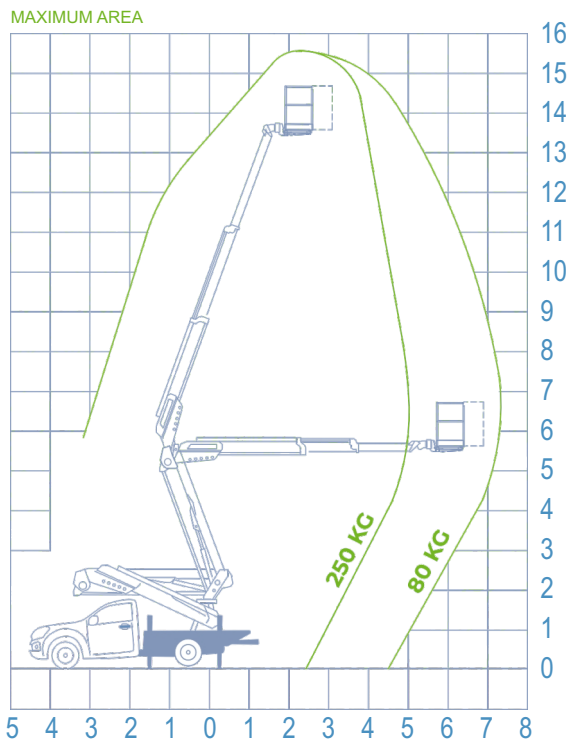




**WORKING DIAGRAM**

**INFO**

**STANDARD ACCESSORIES**



- OUTRIGGERS**  
H+H

---

- WORKING HEIGHT**  
15,50 m

---

- BASKET HEIGHT**  
13,50 m

---

- MAX OUTREACH**  
7,30 m

---

- BASKET LOAD CAPACITY**  
250 kg

---

- BASKET SIZE**  
1200x700x1100 mm

---

- BASKET ROTATION**  
90° + 90°

---

- CONTROLS**  
Electric

---

- TURRET ROTATION**  
700°

---

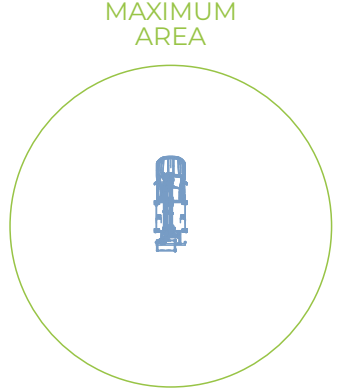
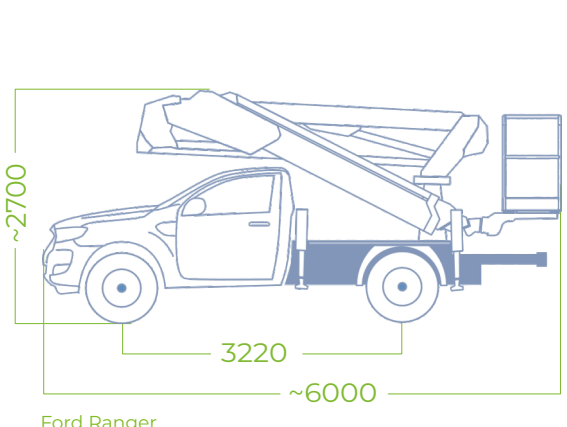
- GVW**  
3,19 ton

**DATA SHEET**

- Cables and hoses installed inside the boom
- Proportional electrohydraulic controls with regulation of the speed of all movements
- Electronic safe system CAN BUS
- 4 outrigger plates
- Socket 230V and 12V in the basket
- Possibility of simultaneous movements
- Automatic regulation of engine revolutions
- Cataphoresis treatment with powder coating
- Aerial part centering light on the basket

**SAFETY DATA**

- **Socage Security System**
- Unintentional maneuver protection bar
- Controls protection of the basket
- Circuit braker with differential protection on the 230V line
- Safety bypass for operator rescue
- Moment limiting device with double security
- Self levelling system for the basket
- Inclinometer
- Flanged block valves
- Emergency button
- Emergency manual hand pump
- Possibility emergency remote rescue
- Automatic PTO deactivation
- Smart anti crash cab protection
- Electrical hour counter
- Cab light closed outriggers
- Maintenance light (service)



Ford Ranger