

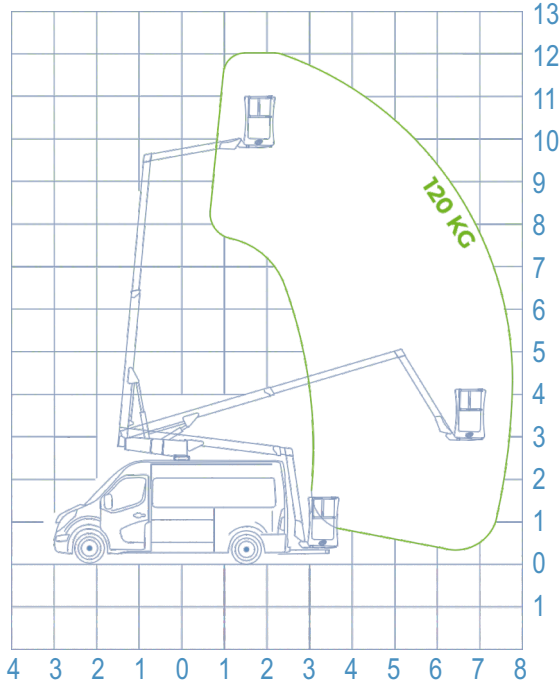



**WORKING DIAGRAM**

**INFO**


**STANDARD ACCESSORIES**

MAXIMUM AREA




-  **OUTRIGGERS**  
-


---

-  **WORKING HEIGHT**  
**12,00 m**


---

-  **BASKET HEIGHT**  
**10,00 m**


---

-  **MAX OUTREACH**  
**7,80 m**


---

-  **BASKET LOAD CAPACITY**  
**120 kg**


---

-  **BASKET SIZE**  
**700x700x1100 mm**


---

-  **BASKET ROTATION**  
**0°**


---

-  **CONTROLS**  
**Electric**

---

-  **TURRET ROTATION**  
**400°**

---

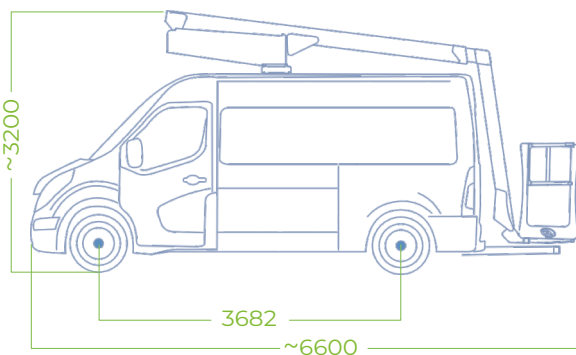
-  **GVW**  
**3,5 ton**

 **DATA SHEET**

- Cables and hoses installed inside the boom
- Fixed jib
- Single-seater basket in fiberglass with total opening
- Proportional electro-hydraulic controls with speed regulation of all movements
- Possibility of simultaneous movements
- Engine start/stop from the basket
- 230V and 12V socket in the basket
- CAN BUS electronic management system
- Cataphoresis treatment

 **SAFETY DATA**

- Unintentional maneuver protection bar
- Circuit breaker with differential protection on the 230V line
- Automatic levelling of the basket
- Inclinator
- Flanged block valves
- Emergency button
- Emergency manual hand pump
- Electrical hour counter
- Digital hour-counter
- 12V emergency electric pump
- Automatic PTO disengagement



Renault Master

MAXIMUM AREA

