

Genie® Z[®]-45 DC & Z-45 FE

Specifications

Models	Z-45 DC & Z-45 FE	
Measurements	US	Metric
Working height max. ⁽¹⁾	51 ft 8 in	15.92 m
Platform height max.	45 ft 8 in	13.92 m
Horizontal reach max.	22 ft 9 in	6.94 m
Up and over clearance max.	24 ft 7 in	7.50 m
A Platform length	2 ft 6 in	0.76 m
B Platform width	6 ft	1.83 m
C Height - stowed	7 ft 6 in	2.29 m
D Length - stowed	20 ft 1 in	6.11 m
E Width	7 ft 6 in	2.29 m
F Wheelbase	6 ft 8 in	2.03 m
G Ground clearance - center	1 ft 4 in	0.41 m

Productivity

Lift capacity max. - unrestricted	660 lb	300 kg
Platform rotation		160°
Jib length	5 ft	1.52 m
Vertical jib rotation		135°
Turntable rotation		355°
Turntable tailswing	1 ft 3 in	0.37 m
Drive speed - stowed ⁽²⁾	4.5 mph	7.24 km/h
Drive speed - raised	0.31 mph	0.50 km/h
Gradeability - stowed ⁽²⁾		45%
Tilt sensor activation (front to back/side to side)		4.5° / 4.5°
Turning radius - inside/outside	7 ft 10 in / 14 ft 1 in	2.40 m / 4.30 m
Tires		315/55 D20

Power

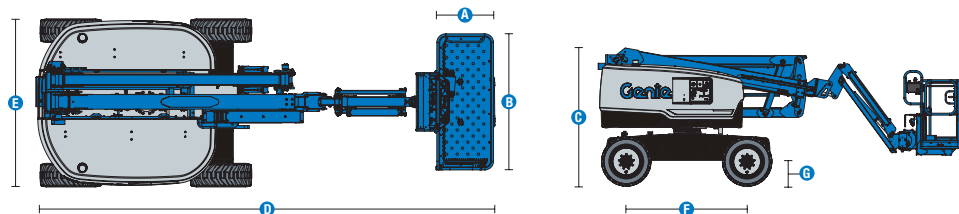
Drive system	34V 3-Phase AC	34V 3-Phase AC
Battery Pack, DC		48V DC (8×6V), 390Ah, FLA
Battery Pack, FE		48V DC (8×6V), 370Ah, AGM
AC generator, FE		Diesel
Auxiliary power unit		12V DC
Hydraulic tank capacity	10.5 gal	40 L
Fuel tank capacity	17 gal	64 L

Weight⁽³⁾ and Floor Loading⁽⁴⁾

Weight, DC	14,064 lb	6,379 kg
Weight, FE	14,460 lb	6,559 kg
Tire contact pressure	70 psi	482 kPa
Occupied floor pressure (tires)	206 psf	9.88 kPa

Sound and Vibration Levels

Sound Pressure level (ground workstation)	< 70 dBA (DC) / 88 dBA (FE)
Sound Pressure level (platform workstation)	< 70 dBA (DC) / 82 dBA (FE)
Vibrations	1.81 ft/s ² 0.55 m/s ²



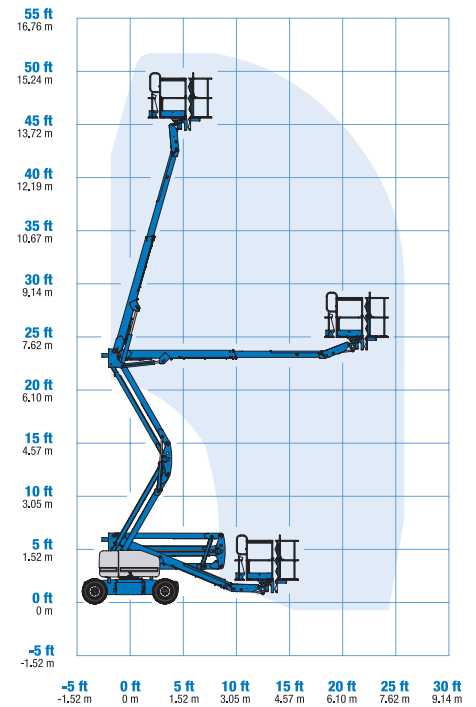
(1) The metric equivalent of working height adds 2m to platform height. The imperial equivalent adds 6ft to platform height.

(2) Gradeability applies to driving on slopes and may vary depending on options and machine configurations. See operator's manual for details regarding slope ratings.

(3) Weight refers to standard configuration and may vary depending on options and/or country standards.

(4) Floor loading information is approximate and may vary depending on options and machine configurations. It should be used only with adequate safety factors.

Range of motion Z-45 DC & FE



Genie® Z[®]-45 DC & Z-45 FE

SKU: Standard Model

- Z-45 DC, DC Power, 4WD*
- Z45FE001AE0005: Z-45 FE Hybrid, 4WD

* Build to Order

Option availability		S	S+	BtO
Power	24.8 hp, 18.5kW, Kubota D1105, Diesel, T4i/T4f, Stage IIIA/IV, CN III (FE model only)	✓	✓	✓
	FLA flooded lead acid batteries (DC model only)		✓	✓
	AGM Maintenance-free batteries (Optional on DC)	✓	✓	✓
	Cold weather package			○
	Power inverter, 2kW, 120V/60Hz		○	○
	Low voltage interrupt (LVI) with battery charge indicator (BCI)	✓	✓	✓
Platform	Dual axis joystick steering	✓	✓	✓
	Air line to platform			○
	Control box covers		○	○
	Lift Guard Full Mesh panels			○
	Lift Guard Half Mesh panels			○
	Light Package: drive and work lights		○	○
	Platform auxiliary top rail			○
	5ft/1.52m Jib	✓	✓	✓
	6ft/1.83m dual-entry platform with side swing gate	✓	✓	✓
	AC Power cord to platform	✓	✓	✓
	Alarm package: flashing beacons, descent, travel and tilt alarms	✓	✓	✓
	Drive enable system	✓	✓	✓
	Horn	✓	✓	✓
	LCD display	✓	✓	✓
	Lift Guard Contact Alarm	✓	✓	✓
	Lift Tools Work Tray	✓	✓	✓
Platform load sense system	✓	✓	✓	
Proportional controls	✓	✓	✓	
Self-leveling platform	✓	✓	✓	
Chassis	Lift Connect Telematics		○	○
	Telematics-ready	✓	✓	✓
	Lift Connect with Access Manager upgrade		○	○
	Biodegradable hydraulic oil			○
	Cold weather hydraulic oil			○
	Fire resistant hydraulic oil			○
	Rough terrain, foam-filled tires		○	○
	Rough terrain, foam-filled, non-marking tires	✓	✓	✓
	Active oscillating axle	✓	✓	✓
	Chassis tilt drive function cut-out	✓	✓	✓
	Chassis tilt lift function cut-out	✓	✓	✓
	Dual parallelogram lift linkage	✓	✓	✓
	Electric brake release	✓	✓	✓
Hour meter	✓	✓	✓	
On-board diagnostic system	✓	✓	✓	
Sealed AC electric drive motors	✓	✓	✓	

- S Standard
- S+ Standard +
- BtO Build to Order
- ✓ Standard Features
- Options




Indoor & Outdoor Boom



Rugged Terrainability



660lb/300kg Capacity Jib



Genie Genuine Accessories⁽¹⁾

- Lift Tools Productivity Tools
- Lift Connect Telematics
- Tech Pro Link Handheld Device

(1) More accessories available from Genie Genuine Parts.

Product specifications are subject to change without notice or obligation. Photographs and/or drawings herein are for illustrative purposes only. Refer to the appropriate Operator's Manual for instructions on proper equipment use. Failure to follow instructions in the Operator's Manual may result in serious injury or death. The only warranty applicable to our equipment is the standard written warranty applicable to the particular product and sale and we make no other warranty, express or implied. Products and services listed may be trademarks, service marks or trade names of Terex Corporation and/or their subsidiaries in the USA and many other countries. Terex, Genie, Quality By Design, Xtra Capacity, Lift Power, Lift Guard, Lift Tools, Lift Connect and Tech Pro Link are registered trademarks of Terex Corporation or its subsidiaries.