

Specifications

Models	S-60 / S-60 TraX		S-65 / S-65 TraX	
Measurements	Metric	US	Metric	US
Working height maximum* (on tyres)	20.30 m	66 ft	21.80 m	71 ft
Working height maximum* (with TraX)	20.30 m	66 ft	21.80 m	71 ft
Platform height maximum (on tyres)	18.30 m	60 ft	19.80 m	65 ft
Platform height maximum (with TraX)	18.30 m	60 ft	19.80 m	65 ft
Horizontal reach maximum	15.48 m	50 ft 10 in	17.10 m	56 ft 2 in
Below ground reach	1.70 m	5 ft 7 in	2.72 m	8 ft 11 in
▲ Platform length - 8 ft model	0.91 m	3 ft	0.91 m	3 ft
▲ Platform length - 6 ft model	0.76 m	2 ft 6 in	0.76 m	2 ft 6 in
▲ Platform width - 8 ft model	2.44 m	8 ft	2.44 m	8 ft
▲ Platform width - 6 ft model	1.83 m	6 ft	1.83 m	6 ft
▲ Height - stowed	2.72 m	8 ft 11 in	2.72 m	8 ft 11 in
▲ Height - stowed with TraX	2.77 m	9 ft 1 in	2.77 m	9 ft 1 in
▲ Length - stowed	8.46 m	27 ft 9 in	9.42 m	30 ft 11 in
▲ Length - transport (jib tucked under)			7.60 m	25 ft
▲ Width - with standard tyres	2.49 m	8 ft 2 in	2.49 m	8 ft 2 in
▲ Width - with TraX	2.59 m	8 ft 6 in	2.59 m	8 ft 6 in
▲ Wheelbase	2.51 m	8 ft 3 in	2.51 m	8 ft 3 in
▲ Ground clearance - center	0.37 m	1 ft 2.5 in	0.37 m	1 ft 2.5 in
▲ Ground clearance - centre TraX	0.43 m	1 ft 5 in	0.43 m	1 ft 5 in

Productivity

Lift capacity	227 kg	500 lbs	227 kg	500 lbs
Platform rotation	160°	160°	160°	160°
Vertical jib rotation			135° (+78° / -57°)	
Turntable rotation	360° continuous		360° continuous	
Turntable tailswing (on tyres)	1.22 m	4 ft	1.22 m	4 ft
Turntable tailswing (with TraX)	1.14 m	3 ft 9 in	1.14 m	3 ft 9 in
Drive speed - 4WD stowed (on tyres)	4.8 km/h	3.0 mph	4.8 km/h	3.0 mph
Drive speed - 4WD stowed (with TraX)	3.7 km/h	2.3 mph	3.7 km/h	2.3 mph
Drive speed - raised or extended	1.1 km/h	0.68 mph	1.1 km/h	0.68 mph
Gradeability** stowed - 4WD	45%	45%	45%	45%
Turning radius - inside	2.36 m	7 ft 9 in	2.36 m	7 ft 9 in
▲ Turning radius - inside with TraX	3.66 m	12 ft	3.66 m	12 ft
Turning radius - outside	5.54 m	18 ft 2 in	5.54 m	18 ft 2 in
▲ Turning radius - outside with TraX	6.80 m	22 ft 3 in	6.80 m	22 ft 3 in
Controls	12 V DC proportional		12 V DC proportional	
Tyres - RT air filled	355/55D 625		355/55D 625	
TraX - track system - 4 point	Vermeer Track System		Vermeer Track System	
Ground Pressure (with TraX)	1,146 kg/sqm	11.24 kPa	1,210 kg/sqm	11.87 kPa

Power

Power source	Deutz D 2011 L03i 3 cylinder diesel 36 kW (48 hp) Deutz TD2.9 L4, 74 hp (55 kW), Stage IIIB, water-cooled (S-TraX models) Deutz TD2011L04i, 74 hp (55 kW), Stage IIIA, air-cooled (S-TraX models)			
Auxiliary power unit	12 V DC	12 V DC	12 V DC	12 V DC
Hydraulic tank capacity	170 L	45 gal	170 L	45 gal
Fuel tank capacity	132 L	35 gal	132 L	35 gal

Sound & Vibration Levels

Sound pressure level (ground workstation)	83 dBA	83 dBA	83 dBA	83 dBA
Sound pressure level (platform workstation)	79 dBA	79 dBA	79 dBA	79 dBA
Vibration	<2.5 m/s ²	<8 ft 2 in/s ²	<2.5 m/s ²	<8 ft 2 in/s ²

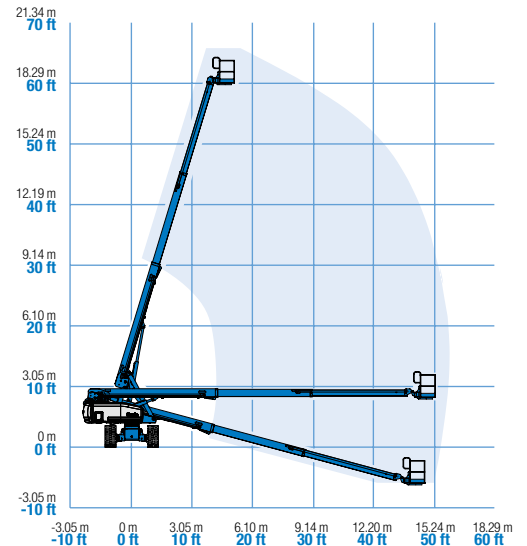
Weight***

CE Foam Filled tyres	9,732 kg	21,454 lbs	10,449 kg	23,034 lbs
Track system	11,353 kg	25,430 lbs	12,229 kg	26,960 lbs

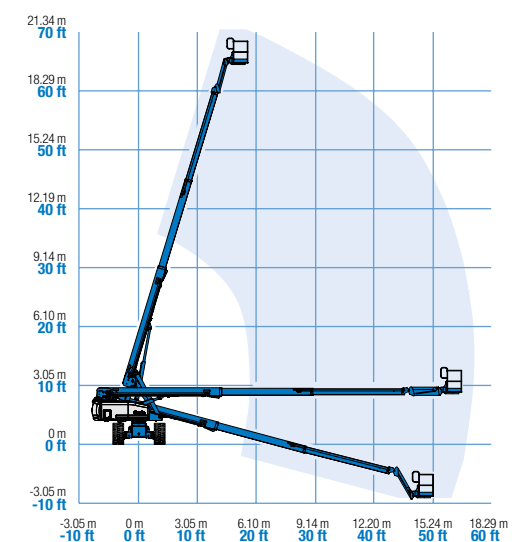
Standards Compliance

EU Directives: 2006/42/EC - Machinery (harmonized standard EN280); 2004/108/EC (EMC); 2000/14/EC (Outdoor Noise)

Range of Motion S-60 / S-60 TraX



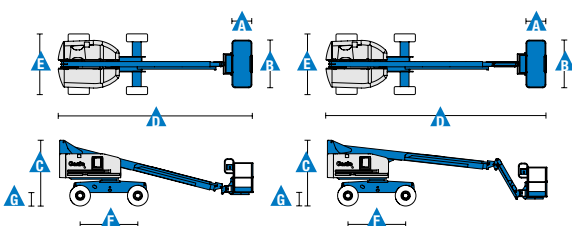
Range of Motion S-65 / S-65 TraX



* The metric equivalent of working height adds 2 m to platform height. U.S. adds 6 ft to platform height.

** Gradeability applies to driving on slopes, see operator's manual for details regarding slope ratings.

*** Weight will vary depending on options and/or country standards.



Features

Standard Features	Easily Configured To Meet Your Needs	Options & Accessories
-------------------	--------------------------------------	-----------------------

Measurements

S-60, S-60 TraX

- 20.30 m (66 ft) working height
- 15.50 m (50 ft 10 in) horizontal reach
- 227 kg (500 lb) lift capacity

S-65, S-65 TraX

- 21.80 m (71 ft) working height
- 17.10 m (56 ft 2 in) horizontal reach
- 227 kg (500 lb) lift capacity

Productivity

- Self-levelling platform
- Hydraulic platform rotation
- Proportional joystick controls
- Thumb rocker steering
- Hydraulic oil cooler
- Drive enable
- Chassis tilt drive function cut-out
- AC power cord to platform
- Tilt alarm
- Descent & travel alarms
- Flashing beacon
- Horn
- Hour meter
- 360° continuous turntable rotation
- Locking turntable covers
- Positive traction drive
- Two speed wheel motors
- Telematics-Ready Connector
- Hydraulic oil cooler
- Lift Guard™ Contact Alarm

Power

- 12 V DC auxiliary power
- Anti-restart engine protection
- Auto engine fault shutdown
- Intake air heater (Deutz engine)

Platform Options

- Steel 2.44 m (8 ft) tri-entry with side swing gate (standard)
- Steel 1.83 m (6 ft) dual entry with side swing gate

Jib Options

- Non-jib
- 1.52 m (5 ft) articulating jib boom

Engine Options

- Deutz diesel 36 kW (48 hp)
- Deutz turbo diesel 55 kW (74 hp) (TraX models)

Drive

- 4 x 4

Axle

- Active oscillation (standard)

Tyre Options

- Rough terrain foam-filled (water base, standard)
- Rough terrain non-marking foam-filled (on S-65 model only)
- Vermeer track system (standard on TraX models)

Productivity Options

- Platform auxiliary top rail
- Half-mesh platform inserts with swing gate
- Air line to platform ⁽¹⁾
- Power to platform: plug, socket, with optional Residual-current Circuit Breaker with Overcurrent protection ⁽¹⁾
- Work lights package (2 on chassis, 2 on platform) ⁽¹⁾
- Dual axis joystick steering ⁽¹⁾
- Biodegradable hydraulic oil
- Hostile environment kit ⁽¹⁾: cylinder bellows, boom wiper seals, platform and ground control box cover
- Deluxe hostile environment kit ⁽¹⁾: adds to basic kit center turntable shield, ring gear guard, tail pipe guard, engine cover flaps and air pre-cleaner
- Aircraft protection kit ^(1,4): platform foam padding and padded disable system
- Chassis tilt lift function cut-out kit
- Track & Trace ⁽²⁾ (GPS unit providing machine location & operating information)
- Panel cradle package ⁽¹⁾
- Lockable platform & ground control box covers
- Tow package ⁽¹⁾
- Tool tray ⁽³⁾
- Operator Protective Structure ⁽³⁾

Power Options

- Engine gauge package ⁽¹⁾: oil pressure, temp & amp
- AC generator packages (110V/60Hz - 220V/50Hz, 3000 W)
- Diesel air intake pre-cleaner ⁽¹⁾
- Diesel catalytic scrubber muffler ⁽¹⁾
- Low temperature cut-out module
- EMEAR Cold Start kit: Inc. Engine heater & battery charger



⁽¹⁾ Factory-fit option only
⁽²⁾ Includes a first 2 years subscription
⁽³⁾ Aftermarket only
⁽⁴⁾ Only available with 1.83 m (6 ft) platform, not available with any other platforms nor options on the platform

United Kingdom

The Maltings, Wharf Road, Grantham NG31 6BH, T: +44 800 988 3739 (toll free), Fax +44 (0)1476 584334, Email AWP-InfoEurope@terex.com
 Visit www.genielift.co.uk/locations to view our global locations list.

Worldwide Manufacturing And Distribution

Australia · Brazil · Caribbean · Central America · China · France · Germany · Italy · Japan · Korea · Mexico · Russia · Southeast Asia · Spain · Sweden · United Arab Emirates · United Kingdom · United States

Product specifications and prices are subject to change without notice or obligation. The photographs and/or drawings in this document are for illustrative purposes only. Refer to the appropriate Operator's Manual for instructions on the proper use of this equipment. Failure to follow the appropriate Operator's Manual when using our equipment or to otherwise act irresponsibly may result in serious injury or death. The only warranty applicable to our equipment is the standard written warranty applicable to the particular product and sale and we make no other warranty, express or implied. Products and services listed may be trademarks, service marks or trade names of Terex Corporation and/or their subsidiaries in the USA and many other countries. Genie is a registered trademark of Terex South Dakota, Inc. © 2018 Terex Corporation.

